

SBI GENERAL INSURANCE COMPANY LIMITED



**FINANCIAL STATEMENT
FOR THE YEAR ENDED
31st March, 2024 (Audited)**

FORM B-BS

SBI General Insurance Company Limited

Registration No.:144 dated 15th December 2009

Balance Sheet as at 31st March 2024

₹ in Thousands

Particulars	Schedule	As at 31st March 2024	As at 31st March 2023
SOURCES OF FUNDS			
Share Capital	5	22,33,837	21,56,467
Share Application Money		-	-
Reserves and Surplus	6	3,92,11,157	2,84,41,457
Fair Value Change Account - Shareholders		31,42,538	1,33,071
Fair Value Change Account - Policyholders		10,896	-
Borrowings (Refer para 3.5 of Sch 16)	7	70,00,000	-
Total		5,15,98,428	3,07,30,995
APPLICATION OF FUNDS			
Investments - Shareholders	8	4,27,91,944	2,64,33,853
Investments - Policyholders	8A	13,66,06,143	10,45,16,174
Loans	9	-	-
Fixed Assets	10	27,19,102	25,68,519
Deferred tax asset (Refer para 3.29 of Sch 16)		1,83,396	2,16,666
Current Assets			
Cash and Bank Balances	11	17,00,739	13,52,312
Advances and Other Assets	12	1,44,74,352	1,77,11,612
Sub-Total (A)		1,61,75,091	1,90,63,924
Current Liabilities	13	9,26,22,334	8,13,39,319
Provisions	14	5,42,54,911	4,07,28,822
Sub-Total (B)		14,68,77,245	12,20,68,141
Net Current Assets (C) = (A - B)		(13,07,02,154)	(10,30,04,217)
Miscellaneous Expenditure (to the extent not written off or adjusted)	15	-	-
Debit Balance in Profit and Loss Account		-	-
Total		5,15,98,428	3,07,30,995
Contingent Liabilities (Refer Para 3.1 of Sch 16)		13,10,511	20,83,189
Notes to Financial Statements	16		

The Schedules referred to above form an integral part of the Financial Statements

As per our report of even date attached


For and on behalf of the Board of Directors


For Singhi & Co.
Chartered Accountants
(FRN 302049E)

For MKPS & Associates
Chartered Accountants
(FRN 302014E)



Dinesh Kumar Khara
Chairman
(DIN No : 06737041)


Ashwini Kumar Tewari
Director
(DIN 08797991)


Sameer Mahajan
Partner
(M.No. 123266)


Narendra Khandal
Partner
(M.No. 065025)


Kishore Kumar Poludasu
Managing Director & CEO
(DIN No : 09739016)


Jitendra Surendra Attra
Chief Financial Officer
(M. No. 112367)

Place : Mumbai
Date : April 24, 2024




Shatrughan Singh
Company Secretary
(M. No. A21565)



FORM B-PL

SBI General Insurance Company Limited

Registration No.:144 dated 15th December 2009

Profit and Loss Account for the year ended 31st March, 2024

₹ in Thousands

	Particulars	Schedule	For the year ended 31st March, 2024	For the year ended 31st March, 2023
1.	OPERATING PROFIT/(LOSS)			
	(a) Fire Insurance		29,91,754	30,47,839
	(b) Marine Insurance		(5,14,987)	(4,12,453)
	(c) Miscellaneous Insurance		(32,23,272)	(12,77,271)
2.	INCOME FROM INVESTMENTS			
	(a) Interest, Dividend & Rent – Gross		14,70,434	12,95,069
	(b) Profit on sale of investments		31,23,314	11,89,828
	Less: Loss on sale of investments		(5,75,907)	(4,31,079)
3.	OTHER INCOME - Miscellaneous Income		2,870	41,053
	- Profit & Loss on Sale of Assets		4,500	780
	- Recovery of Bad Debts Written Off		56,353	91,843
	Total (A)		33,35,059	35,45,609
4.	PROVISIONS (Other than taxation)			
	(a) For diminution in the value of investments		(20,898)	(37,528)
	(b) For doubtful debts		(4,576)	2,36,326
5.	OTHER EXPENSES			
	(a) Expenses other than those related to Insurance Business		-	-
	(b) Bad debts written off		-	-
	(c) Others			
	Interest on Non Convertible Debentures		63,880	-
	Expenses on Non Convertible Debentures		14,332	-
	CSR Expenditure		74,109	95,919
	Director's Fees		6,765	6,525
	Others		13,093	18,592
	Contribution to Policyholders Funds towards Excess EoM		-	7,82,460
	Total (B)		1,46,705	11,02,294
	Profit/(Loss) Before Tax		31,88,354	24,43,315
	Provision for Taxation			
	(a) Current Tax		7,10,869	6,60,625
	(b) Deferred tax (Income) / Expense		33,269	(54,910)
	(c) Short / (Excess) provision of earlier years		45,809	(4,661)
	Profit/(Loss) after tax		23,98,407	18,42,261



FORM B-PL

SBI General Insurance Company Limited

Registration No.:144 dated 15th December 2009

Profit and Loss Account for the year ended 31st March, 2024

₹ in Thousands

Particulars	Schedule	For the year ended 31st March, 2024	For the year ended 31st March, 2023
Appropriations			
(a) Interim dividends paid during the period		-	-
(b) Proposed final dividend		-	-
(c) Dividend distribution tax		-	-
(d) Transfer to any Reserves or other Accounts		-	-
(e) Transfer to Debenture Redemption Reserve		70,000	-
Balance of profit/ (loss) brought forward		1,50,34,908	1,31,92,647
Balance carried forward to Balance Sheet		1,73,63,315	1,50,34,908
Basic Earnings per share		10.83	8.54
Diluted Earnings per share		10.82	8.46
Notes to Financial Statements	16		

The Schedules referred to above form an integral part of the Financial Statements

As per our report of even date attached

For and on behalf of the Board of Directors

For Singhi & Co.
Chartered Accountants
(FRN 302049E)


For MKPS & Associates
Chartered Accountants
(FRN 302014E)


Dinesh Kumar Khara
Chairman
(DIN No : 06737041)



Ashwini Kumar Tewari
Director
(DIN 08797991)



Sameer Mahajan
Partner
(M.No. 123266)


Narendra Khandal
Partner
(M.No. 065025)


Kishore Kumar Poludasu
Managing Director & CEO
(DIN No : 09739016)


Jitendra Surendra Attra
Chief Financial Officer
(M. No. 112367)



Place : Mumbai
Date : April 24, 2024




Shatrughan Singh
Company Secretary
(M. No. A21565)

FORM B-RA
SBI General Insurance Company Limited

Registration No.:144 dated 15th December 2009

Revenue Account for the year ended 31st March, 2024

₹ in Thousands

Particulars	Schedule	Fire		Marine		Miscellaneous		Total	
		For the year ended 31st March, 2024	For the year ended 31st March, 2023	For the year ended 31st March, 2024	For the year ended 31st March, 2023	For the year ended 31st March, 2024	For the year ended 31st March, 2023	For the year ended 31st March, 2024	For the year ended 31st March, 2023
1. Premiums earned (Net)	1	40,12,463	37,24,644	6,57,743	6,89,770	6,58,29,779	4,44,22,755	7,04,99,985	4,88,37,169
2. Profit/ Loss on sale/redemption of Investments		989	(575)	91	(42)	6,806	(3,508)	7,886	(4,125)
3. Others									
(a) Investment Income-Nuclear / Terrorism Pool		40,409	22,587	-	-	4,587	2,623	44,996	25,210
(b) Interest Income on Unclaimed Policyholder		986	915	91	67	6,782	5,577	7,859	6,559
(c) Miscellaneous Income		556	75	51	6	21,560	12,475	22,167	12,556
(d) Contribution from Shareholders Fund towards Excess EoM		-	-	-	58,805	-	7,23,655	-	7,82,460
4. Interest, Dividend & Rent – Gross		10,29,826	8,70,170	94,999	63,853	70,83,860	53,05,356	82,08,685	62,39,379
TOTAL (A)		50,85,229	46,17,816	7,52,975	8,12,459	7,29,53,374	5,04,68,933	7,87,91,578	5,58,99,208
1. Claims Incurred (Net)	2	35,42,464	19,25,541	10,63,353	9,25,178	5,59,54,658	3,55,98,041	6,05,60,475	3,84,48,760
2. Commission (Net)	3	(21,45,082)	(14,70,413)	1,23,263	1,40,551	92,25,897	19,47,367	72,04,078	6,17,505
3. Operating Expenses related to Insurance Business	4	6,96,093	11,14,849	81,346	1,59,183	1,09,96,091	1,42,00,796	1,17,73,530	1,54,74,828
4. Premium Deficiency Reserve		-	-	-	-	-	-	-	-
TOTAL (B)		20,93,475	15,69,977	12,67,962	12,24,912	7,61,76,646	5,17,46,204	7,95,38,083	5,45,41,093
Operating Profit/(Loss) [C= (A-B)]		29,91,754	30,47,839	(5,14,987)	(4,12,453)	(32,23,272)	(12,77,271)	(7,46,505)	13,58,115
APPROPRIATIONS									
Transfer to Shareholders' Account		29,91,754	30,47,839	(5,14,987)	(4,12,453)	(32,23,272)	(12,77,271)	(7,46,505)	13,58,115
Transfer to Catastrophe Reserve									
Transfer to Other Reserves									
TOTAL (C)		29,91,754	30,47,839	(5,14,987)	(4,12,453)	(32,23,272)	(12,77,271)	(7,46,505)	13,58,115

Notes to Financial Statements 16

The Schedules referred to above form an integral part of the Financial Statements
As per our report of even date attached

For and on behalf of the Board of Directors

For Singhi & Co.
Chartered Accountants
(FRN 302049E)

For MKPS & Associates
Chartered Accountants
(FRN 302014E)

Dinesh Kumar Khara
Chairman
(DIN No : 06737041)

Ashwini Kumar Tewari
Director
(DIN 08797991)

Kishore Kumar Poludasu
Managing Director & CEO
(DIN No : 09739016)

Sameer Mahajan
Partner
(M.No. 123266)

Narendra Khandal
Partner
(M.No. 065025)

Jitendra Surendra Attra
Chief Financial Officer
(M. No. 112367)

Shatrughan Singh
Company Secretary
(M. No. A21565)

Place : Mumbai
Date : April 24, 2024

Place : Mumbai
Date : April 24, 2024



SBI General Insurance Company Limited
Registration No.:144 dated 15th December 2009

Schedules Annexed to and forming part of the Revenue Account for the year ended 31st March, 2024

Schedule - 1 : Premium Earned (Net)

₹ in Thousands

Particulars	For the year ended 31st March, 2024									
	Fire		Marine				Miscellaneous*		Total	
	For the year ended 31st March, 2024	For the year ended 31st March, 2023	Cargo		Others		For the year ended 31st March, 2024	For the year ended 31st March, 2023	For the year ended 31st March, 2024	For the year ended 31st March, 2023
For the year ended 31st March, 2024			For the year ended 31st March, 2023	For the year ended 31st March, 2024	For the year ended 31st March, 2023					
Premium from direct business written	1,81,77,269	1,61,89,384	8,29,662	8,40,190	-	-	10,65,28,780	9,12,54,383	12,55,35,711	10,82,83,957
Add: Premium on reinsurance accepted	2,30,739	2,60,754	36,653	65,719	-	-	15,04,479	2,73,930	17,71,871	6,00,403
Less : Premium on reinsurance ceded	1,34,51,253	1,19,71,185	2,19,078	1,94,268	-	-	2,86,42,546	3,92,56,302	4,23,12,877	5,14,21,755
Net Premium	49,56,755	44,78,953	6,47,237	7,11,641	-	-	7,93,90,713	5,22,72,011	8,49,94,705	5,74,62,605
Adjustment for change in reserve for unexpired risks	(9,44,292)	(7,54,309)	10,506	(21,871)	-	-	(1,35,60,934)	(78,49,256)	(1,44,94,720)	(86,25,436)
Total Premium Earned (Net)	40,12,463	37,24,644	6,57,743	6,89,770	-	-	6,58,29,779	4,44,22,755	7,04,99,985	4,88,37,169
In India	40,12,463	37,24,644	6,57,743	6,89,770	-	-	6,58,29,779	4,44,22,755	7,04,99,985	4,88,37,169
Outside India	-	-	-	-	-	-	-	-	-	-
Total Premium Earned (Net)	40,12,463	37,24,644	6,57,743	6,89,770	-	-	6,58,29,779	4,44,22,755	7,04,99,985	4,88,37,169

*Refer Schedule 1 - A



SBI General Insurance Company Limited
Registration No.:144 dated 15th December 2009

Schedules Annexed to and forming part of the Revenue Account for the year ended 31st March, 2024

Schedule - 1 - A : Premium Earned (Net)

₹ in Thousands

Particulars	For the year ended 31st March, 2024											
	Motor (OD)		Motor (TP)		Motor Total		Workmen's Compensation		Public Liability		Engineering	
	For the year ended 31st March, 2024	For the year ended 31st March, 2023	For the year ended 31st March, 2024	For the year ended 31st March, 2023	For the year ended 31st March, 2024	For the year ended 31st March, 2023	For the year ended 31st March, 2024	For the year ended 31st March, 2023	For the year ended 31st March, 2024	For the year ended 31st March, 2023	For the year ended 31st March, 2024	For the year ended 31st March, 2023
Premium from direct business written	1,66,66,226	1,00,13,723	1,89,34,831	1,70,93,043	3,56,01,057	2,71,06,766	78,526	61,775	9,07,118	5,57,236	13,56,143	7,32,744
Add: Premium on reinsurance accepted	-	-	-	-	-	-	-	-	29,915	94,550	8,097	6,604
Less : Premium on reinsurance ceded	29,57,356	29,82,674	29,35,778	99,37,688	58,93,134	1,29,20,362	36,586	28,982	6,63,316	4,31,098	10,71,168	5,19,428
Net Premium	1,37,08,870	70,31,049	1,59,99,053	71,55,355	2,97,07,923	1,41,86,404	41,940	32,793	2,73,717	2,20,688	2,93,072	2,19,920
Adjustment for change in reserve for unexpired risks	(48,01,341)	13,61,745	(64,24,448)	11,55,948	(1,12,25,789)	25,17,693	(5,128)	(3,854)	5,338	(6,347)	(68,568)	(25,901)
Total Premium Earned (Net)	89,07,529	83,92,794	95,74,605	83,11,303	1,84,82,134	1,67,04,097	36,812	28,939	2,79,055	2,14,341	2,24,504	1,94,019
In India	89,07,529	83,92,794	95,74,605	83,11,303	1,84,82,134	1,67,04,097	36,812	28,939	2,79,055	2,14,341	2,24,504	1,94,019
Outside India	-	-	-	-	-	-	-	-	-	-	-	-
Total Premium Earned (Net)	89,07,529	83,92,794	95,74,605	83,11,303	1,84,82,134	1,67,04,097	36,812	28,939	2,79,055	2,14,341	2,24,504	1,94,019

Schedule - 1 - A : Premium Earned (Net)

₹ in Thousands

Particulars	For the year ended 31st March, 2024											
	Aviation		Personal Accident		Health Insurance		Weather & Crop Insurance		Others		Total Miscellaneous	
	For the year ended 31st March, 2024	For the year ended 31st March, 2023	For the year ended 31st March, 2024	For the year ended 31st March, 2023	For the year ended 31st March, 2024	For the year ended 31st March, 2023	For the year ended 31st March, 2024	For the year ended 31st March, 2023	For the year ended 31st March, 2024	For the year ended 31st March, 2023	For the year ended 31st March, 2024	For the year ended 31st March, 2023
Premium from direct business written	1,143	(935)	1,11,89,147	97,12,233	2,88,04,298	2,32,26,324	2,63,98,224	2,77,95,680	21,93,124	20,62,560	10,65,28,780	9,12,54,383
Add: Premium on reinsurance accepted	-	-	146	242	14,66,321	1,72,534	-	-	-	-	15,04,479	2,73,930
Less : Premium on reinsurance ceded	1,143	(933)	7,64,146	14,90,903	40,47,152	12,67,220	1,53,42,932	2,18,47,470	8,22,969	7,51,772	2,86,42,546	3,92,56,302
Net Premium	-	(2)	1,04,25,147	82,21,572	2,62,23,467	2,21,31,638	1,10,55,292	59,48,210	13,70,155	13,10,788	7,93,90,713	5,22,72,011
Adjustment for change in reserve for unexpired risks	(1)	1	(12,84,692)	(15,55,605)	(14,21,703)	(84,68,606)	5,25,151	(1,74,705)	(85,542)	(1,31,932)	(1,35,60,934)	(78,49,256)
Total Premium Earned (Net)	(1)	(1)	91,40,455	66,65,967	2,48,01,764	1,36,63,032	1,15,80,443	57,73,505	12,84,613	11,78,856	6,58,29,779	4,44,22,755
In India	(1)	(1)	91,40,455	66,65,967	2,48,01,764	1,36,63,032	1,15,80,443	57,73,505	12,84,613	11,78,856	6,58,29,779	4,44,22,755
Outside India	-	-	-	-	-	-	-	-	-	-	-	-
Total Premium Earned (Net)	(1)	(1)	91,40,455	66,65,967	2,48,01,764	1,36,63,032	1,15,80,443	57,73,505	12,84,613	11,78,856	6,58,29,779	4,44,22,755



SBI General Insurance Company Limited

Registration No.:144 dated 15th December 2009

Schedules Annexed to and forming part of the Revenue Account for the year ended 31st March, 2024

Schedule - 2 : Claim Incurred (Net)

₹ in Thousands

Particulars	For the year ended 31st March, 2024									
	Fire		Marine				Miscellaneous*		Total	
	For the year ended 31st March, 2024	For the year ended 31st March, 2023	Cargo		Others		For the year ended 31st March, 2024	For the year ended 31st March, 2023	For the year ended 31st March, 2024	For the year ended 31st March, 2023
			For the year ended 31st March, 2024	For the year ended 31st March, 2023	For the year ended 31st March, 2024	For the year ended 31st March, 2023				
Direct	48,27,131	40,16,636	6,15,834	7,05,456	-	-	6,93,08,487	4,75,51,515	7,47,51,452	5,22,73,607
Add :Re-insurance accepted	2,255	12	16,520	32,028	-	-	9,20,708	4,05,638	9,39,483	4,37,678
Less :Re-insurance Ceded	28,34,697	26,15,731	29,133	1,22,790	-	-	2,71,41,836	2,20,08,848	3,00,05,666	2,47,47,369
Net Claims paid	19,94,689	14,00,917	6,03,221	6,14,694	-	-	4,30,87,359	2,59,48,305	4,56,85,269	2,79,63,916
Add Claims Outstanding at the end	45,87,006	30,39,231	12,35,362	7,75,230	-	-	6,23,63,016	4,94,95,717	6,81,85,384	5,33,10,178
Less Claims Outstanding at the beginning	30,39,231	25,14,607	7,75,230	4,64,746	-	-	4,94,95,717	3,98,45,981	5,33,10,178	4,28,25,334
Total Claims Incurred	35,42,464	19,25,541	10,63,353	9,25,178	-	-	5,59,54,658	3,55,98,041	6,05,60,475	3,84,48,760

*Refer Schedule 2 - A



SBI General Insurance Company Limited

Registration No.:144 dated 15th December 2009

Schedules Annexed to and forming part of the Revenue Account for the year ended 31st March, 2024

Schedule - 2 - A : Claim Incurred (Net)

₹ in Thousands

Particulars	For the year ended 31st March, 2024											
	Motor (OD)		Motor (TP)		Motor Total		Workmen's Compensation		Public Liability		Engineering	
	For the year ended 31st March, 2024	For the year ended 31st March, 2023	For the year ended 31st March, 2024	For the year ended 31st March, 2023	For the year ended 31st March, 2024	For the year ended 31st March, 2023	For the year ended 31st March, 2024	For the year ended 31st March, 2023	For the year ended 31st March, 2024	For the year ended 31st March, 2023	For the year ended 31st March, 2024	For the year ended 31st March, 2023
Claims paid												
Direct	80,16,707	89,43,115	70,37,714	86,96,733	1,50,54,421	1,76,39,848	30,997	26,935	2,01,063	95,535	1,89,258	1,91,348
Add :Re-insurance accepted	-	-	-	-	-	-	-	-	1	5	203	152
Less :Re-insurance Ceded	19,57,895	25,48,309	37,70,197	58,59,188	57,28,092	84,07,497	13,310	13,254	1,76,559	78,137	92,534	84,643
Net Claims paid	60,58,812	63,94,806	32,67,517	28,37,545	93,26,329	92,32,351	17,687	13,681	24,505	17,403	96,927	1,06,857
Add Claims Outstanding at the end	28,94,477	23,21,082	3,52,49,870	2,95,26,594	3,81,44,347	3,18,47,676	72,608	37,372	3,63,841	2,72,674	3,45,001	1,48,640
Less Claims Outstanding at the beginning	23,21,082	20,09,578	2,95,26,594	2,40,41,949	3,18,47,676	2,60,51,527	37,372	28,711	2,72,674	1,55,133	1,48,640	1,60,614
Total Claims Incurred	66,32,207	67,06,310	89,90,793	83,22,190	1,56,23,000	1,50,28,500	52,923	22,342	1,15,672	1,34,944	2,93,288	94,883

Schedule - 2 - A : Claim Incurred (Net)

₹ in Thousands

Particulars	For the year ended 31st March, 2024											
	Aviation		Personal Accident		Health Insurance		Weather & Crop Insurance		Others		Total Miscellaneous	
	For the year ended 31st March, 2024	For the year ended 31st March, 2023	For the year ended 31st March, 2024	For the year ended 31st March, 2023	For the year ended 31st March, 2024	For the year ended 31st March, 2023	For the year ended 31st March, 2024	For the year ended 31st March, 2023	For the year ended 31st March, 2024	For the year ended 31st March, 2023	For the year ended 31st March, 2024	For the year ended 31st March, 2023
Claims paid												
Direct	-	5,651	52,10,919	33,20,640	2,17,58,960	1,32,03,796	2,64,69,117	1,27,88,045	3,93,752	2,79,717	6,93,08,487	4,75,51,515
Add :Re-insurance accepted	-	-	-	-	9,20,504	4,05,481	-	-	-	-	9,20,708	4,05,638
Less :Re-insurance Ceded	-	5,651	10,58,349	9,72,660	9,61,013	25,33,318	1,90,92,386	98,75,810	19,593	37,878	2,71,41,836	2,20,08,848
Net Claims paid	-	-	41,52,570	23,47,980	2,17,18,451	1,10,75,959	73,76,731	29,12,235	3,74,159	2,41,839	4,30,87,359	2,59,48,305
Add Claims Outstanding at the end	98	25	70,71,823	59,15,983	63,00,772	35,06,406	93,98,151	71,33,706	6,66,375	6,33,235	6,23,63,016	4,94,95,717
Less Claims Outstanding at the beginning	25	163	59,15,983	47,41,690	35,06,406	30,76,936	71,33,706	51,11,467	6,33,235	5,19,740	4,94,95,717	3,98,45,981
Total Claims Incurred	73	(138)	53,08,410	35,22,273	2,45,12,817	1,15,05,429	96,41,176	49,34,474	4,07,299	3,55,334	5,59,54,658	3,55,98,041



SBI General Insurance Company Limited

Registration No.:144 dated 15th December 2009

Schedules Annexed to and forming part of the Revenue Account for the year ended 31st March, 2024

Schedule - 3 : Commission(Net)

₹ in Thousands

Particulars	For the year ended 31st March, 2024										
	Fire		Marine				Miscellaneous*		Total		
	For the year ended 31st March, 2024	For the year ended 31st March, 2023	Cargo		Others		For the year ended 31st March, 2024	For the year ended 31st March, 2023	For the year ended 31st March, 2024	For the year ended 31st March, 2023	
Commission paid											
Direct	20,38,067	17,31,599	1,25,078	1,42,174	-	-	1,42,11,780	57,70,184	1,63,74,925	76,43,957	
Total(A)	20,38,067	17,31,599	1,25,078	1,42,174	-	-	1,42,11,780	57,70,184	1,63,74,925	76,43,957	
Add: Re-insurance Accepted	28,847	27,653	4,306	6,574	-	-	92,064	25,210	1,25,217	59,437	
Less: Commission on Re-insurance Ceded	42,11,996	32,29,665	6,121	8,197	-	-	50,77,947	38,48,027	92,96,064	70,85,889	
Net Commission	(21,45,082)	(14,70,413)	1,23,263	1,40,551	-	-	92,25,897	19,47,367	72,04,078	6,17,505	
Break-up of Commission (Gross)											
Agents	1,38,156	1,25,721	22,225	23,997	-	-	20,83,132	4,23,009	22,43,513	5,72,727	
Brokers	8,62,897	7,52,193	1,02,481	1,17,763	-	-	88,01,737	25,16,097	97,67,115	33,86,053	
Corporate Agency	10,36,979	8,53,663	372	414	-	-	32,94,370	28,12,771	43,31,721	36,66,848	
Referral	-	-	-	-	-	-	-	-	-	-	
Others	35	22	-	-	-	-	32,541	18,307	32,576	18,329	
Total(B)	20,38,067	17,31,599	1,25,078	1,42,174	-	-	1,42,11,780	57,70,184	1,63,74,925	76,43,957	

*Refer Schedule 3 - A



SBI General Insurance Company Limited

Registration No.:144 dated 15th December 2009

Schedules Annexed to and forming part of the Revenue Account for the year ended 31st March, 2024

Schedule - 3 - A : Commission(Net)

₹ in Thousands

Particulars	For the year ended 31st March, 2024												
	Motor (OD)		Motor (TP)		Motor Total		Workmen's Compensation		Public Liability		Engineering		
	For the year ended 31st March, 2024	For the year ended 31st March, 2023	For the year ended 31st March, 2024	For the year ended 31st March, 2023	For the year ended 31st March, 2024	For the year ended 31st March, 2023	For the year ended 31st March, 2024	For the year ended 31st March, 2023	For the year ended 31st March, 2024	For the year ended 31st March, 2023	For the year ended 31st March, 2024	For the year ended 31st March, 2023	
Commission paid													
Direct	58,78,599	18,84,042	41,03,934	2,60,289	99,82,533	21,44,331	14,318	7,224	1,06,117	81,149	1,18,273	55,889	
Total(A)	58,78,599	18,84,042	41,03,934	2,60,289	99,82,533	21,44,331	14,318	7,224	1,06,117	81,149	1,18,273	55,889	
Add: Re-insurance Accepted	-	-	-	-	-	-	-	-	2,390	14,756	1,443	941	
Less: Commission on Re-insurance Ceded	6,06,671	6,08,729	6,19,132	9,20,710	12,25,803	15,29,439	10,345	8,598	1,77,015	1,05,422	1,98,363	1,11,226	
Net Commission	52,71,928	12,75,313	34,84,802	(6,60,421)	87,56,730	6,14,892	3,973	(1,374)	(68,508)	(9,517)	(78,647)	(54,396)	
Break-up of Commission (Gross)													
Agents	3,15,679	1,30,105	14,20,030	65,411	17,35,709	1,95,516	7,900	3,616	3,991	2,575	18,391	8,865	
Brokers	54,50,984	16,74,019	26,03,870	1,76,491	80,54,854	18,50,510	5,445	2,990	1,01,573	78,166	98,328	45,895	
Corporate Agency	1,01,727	72,016	60,238	12,245	1,61,965	84,261	967	617	563	401	1,554	1,129	
Referral	-	-	-	-	-	-	-	-	-	-	-	-	
Others	10,209	7,902	19,796	6,142	30,005	14,044	6	1	(10)	7	-	-	
Total(B)	58,78,599	18,84,042	41,03,934	2,60,289	99,82,533	21,44,331	14,318	7,224	1,06,117	81,149	1,18,273	55,889	

Schedule - 3 - A : Commission(Net)

₹ in Thousands

Particulars	For the year ended 31st March, 2024												
	Aviation		Personal Accident		Health Insurance		Weather & Crop Insurance		Others		Total Miscellaneous		
	For the year ended 31st March, 2024	For the year ended 31st March, 2023	For the year ended 31st March, 2024	For the year ended 31st March, 2023	For the year ended 31st March, 2024	For the year ended 31st March, 2023	For the year ended 31st March, 2024	For the year ended 31st March, 2023	For the year ended 31st March, 2024	For the year ended 31st March, 2023	For the year ended 31st March, 2024	For the year ended 31st March, 2023	
Commission paid													
Direct	104	(86)	12,40,137	9,97,315	24,36,349	21,78,476	9,583	14,437	3,04,366	2,91,449	1,42,11,780	57,70,184	
Total(A)	104	(86)	12,40,137	9,97,315	24,36,349	21,78,476	9,583	14,437	3,04,366	2,91,449	1,42,11,780	57,70,184	
Add: Re-insurance Accepted	-	-	11	24	87,942	9,489	-	-	278	-	92,064	25,210	
Less: Commission on Re-insurance Ceded	7	(6)	1,18,235	1,98,632	24,74,142	9,79,555	7,06,752	7,72,475	1,67,285	1,42,686	50,77,947	38,48,027	
Net Commission	97	(80)	11,21,913	7,98,707	50,149	12,08,410	(6,97,169)	(7,58,038)	1,37,359	1,48,763	92,25,897	19,47,367	
Break-up of Commission (Gross)													
Agents	-	-	4,570	1,820	3,03,886	2,01,401	-	-	8,685	9,216	20,83,132	4,23,009	
Brokers	104	(86)	8,793	5,312	3,77,391	3,64,349	9,583	14,437	1,45,666	1,54,524	88,01,737	25,16,097	
Corporate Agency	-	-	12,26,289	9,89,291	17,53,010	16,09,370	-	-	1,50,022	1,27,702	32,94,370	28,12,771	
Referral	-	-	-	-	-	-	-	-	-	-	-	-	
Others	-	-	485	892	2,062	3,356	-	-	(7)	7	32,541	18,307	
Total(B)	104	(86)	12,40,137	9,97,315	24,36,349	21,78,476	9,583	14,437	3,04,366	2,91,449	1,42,11,780	57,70,184	



SBI General Insurance Company Limited

Registration No.:144 dated 15th December 2009

Schedules Annexed to and forming part of the Revenue Account for the year ended 31st March, 2024

Schedule - 4 : Operating Expenses Related to Insurance Business

₹ in Thousands

Particulars	For the year ended 31st March, 2024									
	Fire		Marine				Miscellaneous*		Total	
	For the year ended 31st March, 2024	For the year ended 31st March, 2023	Cargo	Others	For the year ended 31st March, 2024	For the year ended 31st March, 2023	For the year ended 31st March, 2024	For the year ended 31st March, 2023	For the year ended 31st March, 2024	For the year ended 31st March, 2023
1. Employees' remuneration & welfare benefits	3,33,524	4,13,413	37,375	52,302	-	-	50,71,919	46,37,529	54,42,818	51,03,244
2. Travel, conveyance and vehicle running expenses	21,742	27,388	2,898	4,249	-	-	4,05,536	3,66,723	4,30,176	3,98,360
3. Training expenses	2,310	3,209	296	510	-	-	39,314	41,809	41,920	45,528
4. Rents, rates & taxes	18,163	21,885	2,372	3,477	-	-	2,90,925	2,55,360	3,11,460	2,80,722
5. Repairs & Maintenance	13,365	23,882	1,761	3,683	-	-	2,18,459	3,15,436	2,33,585	3,43,001
6. Printing & stationery	11,549	13,886	1,251	1,927	-	-	2,49,194	2,45,159	2,61,994	2,60,972
7. Communication	19,594	26,048	2,551	4,111	-	-	3,16,130	3,07,978	3,38,275	3,38,137
8. Legal & professional charges	37,198	48,875	4,865	6,967	-	-	7,53,981	6,21,334	7,96,044	6,77,176
9. Auditors' fees, expenses etc	-	-	-	-	-	-	-	-	-	-
(a) as auditor	711	873	93	139	-	-	11,395	10,187	12,199	11,199
(b) as adviser or in any other capacity, in respect of	-	-	-	-	-	-	-	-	-	-
(i) Taxation matters	-	-	-	-	-	-	-	-	-	-
(ii) Insurance matters	-	-	-	-	-	-	-	-	-	-
(iii) Management services; and	-	-	-	-	-	-	-	-	-	-
(c) in any other capacity	101	127	13	20	-	-	1,612	1,487	1,726	1,634
(d) out of pocket expenses	1	-	-	-	-	-	16	-	17	-
10. Advertisement and publicity	6,352	2,75,200	729	43,342	-	-	79,838	32,98,742	86,919	36,17,284
11. Interest & Bank Charges	17,054	12,267	2,227	1,949	-	-	2,73,153	1,43,160	2,92,434	1,57,376
12. Others	-	-	-	-	-	-	-	-	-	-
Electricity	6,506	8,008	849	1,269	-	-	1,04,478	93,384	1,11,833	1,02,661
Exchange (Gain) / Loss	7	6	1	1	-	-	108	73	116	80
Information Technology	73,467	79,299	9,591	12,599	-	-	12,01,688	9,56,613	12,84,746	10,48,511
Insurance premium	496	652	65	104	-	-	7,939	7,611	8,500	8,367
Coinsurance administration charges	40,004	33,218	2,224	2,503	-	-	35,880	11,06,980	78,108	11,42,701
Other Miscellaneous Expenses	19,839	39,959	2,521	6,287	-	-	3,47,333	4,91,964	3,69,693	5,38,210
GST Expenses	12,861	13,554	1,666	2,128	-	-	2,40,885	1,76,655	2,55,412	1,92,337
Weather charges	-	-	-	-	-	-	3,65,305	2,69,506	3,65,305	2,69,506
Royalty	12,630	14,289	1,649	2,270	-	-	2,02,288	1,66,766	2,16,567	1,83,325
13. Depreciation	48,619	58,809	6,349	9,344	-	-	7,78,715	6,86,337	8,33,683	7,54,490
TOTAL	6,96,093	11,14,849	81,346	1,59,183	-	-	1,09,96,091	1,42,00,796	1,17,73,530	1,54,74,828

*Refer Schedule 4 - A



SBI General Insurance Company Limited

Registration No.:144 dated 15th December 2009

Schedules Annexed to and forming part of the Revenue Account for the year ended 31st March, 2024

Schedule - 4 - A : Operating Expenses Related to Insurance Business

₹ in Thousands

Particulars	For the year ended 31st March, 2024											
	Motor (OD)		Motor (TP)		Motor Total		Workmen's Compensation		Public Liability		Engineering	
	For the year ended 31st March, 2024	For the year ended 31st March, 2023	For the year ended 31st March, 2024	For the year ended 31st March, 2023	For the year ended 31st March, 2024	For the year ended 31st March, 2023	For the year ended 31st March, 2024	For the year ended 31st March, 2023	For the year ended 31st March, 2024	For the year ended 31st March, 2023	For the year ended 31st March, 2024	For the year ended 31st March, 2023
1. Employees' remuneration & welfare benefits	8,07,748	6,42,042	9,40,106	6,22,345	17,47,854	12,64,387	2,246	2,410	16,817	30,947	18,015	16,163
2. Travel, conveyance and vehicle running expenses	62,950	50,422	71,845	47,273	1,34,795	97,695	177	196	1,324	1,573	1,298	1,347
3. Training expenses	6,513	5,589	7,631	5,132	14,144	10,721	19	23	125	158	134	158
4. Rents, rates & taxes	50,233	34,361	58,625	34,962	1,08,858	69,323	154	160	1,003	1,078	1,074	1,075
5. Repairs & Maintenance	37,339	36,352	43,575	37,695	80,914	74,047	114	170	745	1,142	797	1,138
6. Printing & stationery	28,513	20,201	30,959	19,406	59,472	39,607	83	90	531	603	569	598
7. Communication	55,879	43,433	62,833	41,830	1,18,712	85,263	164	189	1,088	1,313	1,149	1,273
8. Legal & professional charges	1,30,798	1,11,074	1,10,622	70,565	2,41,420	1,81,639	296	321	2,162	2,184	1,985	2,165
9. Auditors' fees, expenses etc	-	-	-	-	-	-	-	-	-	-	-	-
(a) as auditor	1,968	1,370	2,296	1,395	4,264	2,765	6	6	39	43	42	43
(b) as adviser or in any other capacity, in respect of	-	-	-	-	-	-	-	-	-	-	-	-
(i) Taxation matters	-	-	-	-	-	-	-	-	-	-	-	-
(ii) Insurance matters	-	-	-	-	-	-	-	-	-	-	-	-
(iii) Management services; and	-	-	-	-	-	-	-	-	-	-	-	-
(c) in any other capacity	278	200	325	204	603	404	1	1	6	6	6	6
(d) out of pocket expenses	3	-	3	-	6	-	-	-	-	-	-	-
10. Advertisement and publicity	15,456	4,29,524	18,036	4,35,796	33,492	8,65,320	47	1,997	308	13,441	330	13,394
11. Interest & Bank Charges	47,167	19,256	55,047	19,597	1,02,214	38,853	144	90	942	604	1,008	602
12. Others												
Electricity	18,272	12,672	20,998	12,764	39,270	25,436	55	58	359	394	385	392
Exchange (Gain) / Loss	19	10	22	10	41	20	-	-	-	-	-	-
Information Technology	2,02,340	1,30,211	2,37,099	1,26,708	4,39,439	2,56,919	622	581	4,056	3,907	4,343	3,893
Insurance premium	1,371	1,024	1,600	1,042	2,971	2,066	4	5	27	32	29	32
Coinsurance administration charges	(53)	5,271	(540)	10,78,455	(593)	10,83,726	5	4	2,013	1,682	4,759	1,807
Other Miscellaneous Expenses	52,470	64,389	62,636	64,107	1,15,106	1,28,496	164	291	1,208	1,951	1,142	1,942
GST Expenses	35,378	21,098	41,179	21,514	76,557	42,612	108	98	732	688	754	658
Weather charges	-	-	-	-	-	-	-	-	-	-	-	-
Royalty	34,930	22,431	40,766	22,828	75,696	45,259	107	105	697	704	747	702
13. Depreciation	1,34,465	92,318	1,56,929	93,951	2,91,394	1,86,269	411	431	2,685	2,898	2,875	2,888
TOTAL	17,24,037	17,43,248	19,62,592	27,57,579	36,86,629	45,00,827	4,927	7,226	36,867	65,348	41,441	50,276



SBI General Insurance Company Limited

Registration No.:144 dated 15th December 2009

Schedules Annexed to and forming part of the Revenue Account for the year ended 31st March, 2024

Schedule - 4 - A : Operating Expenses Related to Insurance Business

₹ in Thousands

Particulars	For the year ended 31st March, 2024											
	Aviation		Personal Accident		Health Insurance		Weather & Crop Insurance		Others		Total Miscellaneous	
	For the year ended 31st March, 2024	For the year ended 31st March, 2023	For the year ended 31st March, 2024	For the year ended 31st March, 2023	For the year ended 31st March, 2024	For the year ended 31st March, 2023	For the year ended 31st March, 2024	For the year ended 31st March, 2023	For the year ended 31st March, 2024	For the year ended 31st March, 2023	For the year ended 31st March, 2024	For the year ended 31st March, 2023
1. Employees' remuneration & welfare benefits	-	-	5,76,431	6,23,455	18,89,941	20,40,909	6,84,708	5,15,787	1,35,907	1,43,471	50,71,919	46,37,529
2. Travel, conveyance and vehicle running expenses	-	-	44,291	49,190	1,42,334	1,50,497	62,935	45,334	18,382	20,891	4,05,536	3,66,723
3. Training expenses	-	-	4,774	5,891	14,051	19,106	5,127	4,488	940	1,264	39,314	41,809
4. Rents, rates & taxes	-	-	38,201	40,171	96,090	1,08,085	40,524	29,063	5,021	6,405	2,90,925	2,55,360
5. Repairs & Maintenance	-	-	28,363	42,555	70,589	1,20,843	33,209	68,756	3,728	6,785	2,18,459	3,15,436
6. Printing & stationery	-	-	60,798	59,040	1,03,077	1,07,147	21,515	17,820	3,149	20,254	2,49,194	2,45,159
7. Communication	-	-	40,775	47,553	1,04,961	1,29,634	43,668	34,930	5,613	7,823	3,16,130	3,07,978
8. Legal & professional charges	-	-	73,449	80,717	1,93,392	2,40,770	1,93,068	80,936	48,209	32,602	7,53,981	6,21,334
9. Auditors' fees, expenses etc	-	-	-	-	-	-	-	-	-	-	-	-
(a) as auditor	-	-	1,496	1,602	3,764	4,314	1,587	1,159	197	255	11,395	10,187
(b) as adviser or in any other capacity, in respect of	-	-	-	-	-	-	-	-	-	-	-	-
(i) Taxation matters	-	-	-	-	-	-	-	-	-	-	-	-
(ii) Insurance matters	-	-	-	-	-	-	-	-	-	-	-	-
(iii) Management services; and	-	-	-	-	-	-	-	-	-	-	-	-
(c) in any other capacity	-	-	212	234	532	630	224	169	28	37	1,612	1,487
(d) out of pocket expenses	-	-	2	-	6	-	2	-	-	-	16	-
10. Advertisement and publicity	-	-	11,745	5,00,734	19,746	13,83,254	12,491	3,63,324	1,679	1,57,278	79,838	32,98,742
11. Interest & Bank Charges	-	-	35,869	22,517	90,225	60,613	38,037	16,291	4,714	3,590	2,73,153	1,43,160
12. Others	-	-	-	-	-	-	-	-	-	-	-	-
Electricity	-	-	13,683	14,666	34,418	39,489	14,510	10,611	1,798	2,338	1,04,478	93,384
Exchange (Gain) / Loss	-	-	14	12	36	31	15	8	2	2	108	73
Information Technology	-	-	1,54,491	1,45,554	4,07,568	4,08,472	1,70,865	1,14,077	20,304	23,210	12,01,688	9,56,613
Insurance premium	-	-	1,043	1,197	2,622	3,222	1,106	866	137	191	7,939	7,611
Coinsurance administration charges	11	-	162	109	27,081	13,591	-	1	2,442	6,060	35,880	11,06,980
Other Miscellaneous Expenses	-	-	40,584	72,595	1,33,297	2,01,039	47,755	58,317	8,059	27,333	3,47,315	4,91,964
GST Expenses	-	-	26,833	24,587	71,248	68,146	60,793	35,356	3,860	4,510	2,40,885	1,76,655
Weather charges	-	-	-	-	-	-	3,65,305	2,69,506	-	-	3,65,305	2,69,506
Royalty	-	-	26,563	26,230	66,818	70,607	28,169	18,977	3,491	4,182	2,02,288	1,66,766
13. Depreciation	-	-	1,02,257	1,07,950	2,57,217	2,90,591	1,08,437	78,101	13,439	17,211	7,78,715	6,86,337
TOTAL	11	-	12,82,036	18,66,560	37,29,013	54,60,990	19,34,050	17,63,877	2,81,099	4,85,692	1,09,96,073	1,42,00,796



SBI General Insurance Company Limited

Registration No.:144 dated 15th December 2009

Schedules Annexed to and forming part of Balance Sheet as at 31st March, 2024

Schedule - 5: Share Capital

₹ in Thousands

Particulars	As at 31st March 2024	As at 31st March 2023
1. Authorised Capital: 2,00,00,00,000 (Previous period 2,00,00,00,000) Equity Shares of ₹ 10 each	2,00,00,000	2,00,00,000
2. Issued Capital: 22,33,83,748 (Previous Year 21,56,46,720) Equity Shares of ₹ 10 each	22,33,837	21,56,467
3. Subscribed Capital: 22,33,83,748 (Previous Year 21,56,46,720) Equity Shares of ₹ 10 each	22,33,837	21,56,467
4. Called-up Capital: 22,33,83,748 (Previous Year 21,56,46,720) Equity Shares of ₹ 10 each	22,33,837	21,56,467
Less : Calls unpaid	-	-
Add : Equity Shares forfeited (Amount originally paid up)	-	-
Less : Par Value of Equity Shares bought back	-	-
Less : Preliminary Expenses	-	-
Expenses including commission or brokerage on	-	-
Underwriting or subscription of shares	-	-
TOTAL	22,33,837	21,56,467

Schedule - 5A : Share Capital - Pattern of Shareholding

Particulars	As at 31st March 2024		As at 31st March 2023	
	Number of Shares	% of Holding	Number of Shares	% of Holding
Promoters				
Indian: State Bank of India (Holding Company)	15,43,70,248	69.11%	15,08,50,000	69.95%
Indian: Napean Opportunities LLP	3,53,06,681	15.81%	3,45,01,550	16.00%
Others				
Foreign: Other shareholder	2,56,01,317	11.46%	2,50,88,450	11.63%
Indian: PI Opportunities Fund-I	51,78,081	2.32%	50,60,000	2.35%
Indian: Other shareholder	29,27,421	1.31%	1,46,720	0.07%
TOTAL	22,33,83,748	100.00%	21,56,46,720	100.00%



SBI General Insurance Company Limited

Registration No.:144 dated 15th December 2009

Schedules Annexed to and forming part of Balance Sheet as at 31st March, 2024

Schedule - 6 : Reserves and Surplus

₹ in Thousands

Particulars	As at 31st March 2024	As at 31st March 2023
1. Capital Reserve	-	-
2. Capital Redemption Reserve	-	-
3. Share Premium	2,17,77,842	1,34,06,549
4. General Reserves	-	-
Less: Debit balance in Profit and Loss Account	-	-
Less: Amount utilized for buy-back	-	-
5. Catastrophe Reserve	-	-
6. Other Reserves	-	-
Debenture Redemption Reserve	70,000	-
7. Balance of Profit in Profit & Loss Account	1,73,63,315	1,50,34,908
TOTAL	3,92,11,157	2,84,41,457

Schedule - 7 : Borrowings

₹ in Thousands

Particulars	As at 31st March 2024	As at 31st March 2023
1. Non- Convertible Debentures	70,00,000	-
2. Banks	-	-
3. Financial Institutions	-	-
4. Others	-	-
TOTAL	70,00,000	-



SBI General Insurance Company Limited

Registration No.:144 dated 15th December 2009

Schedules Annexed to and forming part of Balance Sheet as at 31st March, 2024

Schedule - 8 : Investments - Shareholders

₹ in Thousands

Particulars	As at 31st March 2024	As at 31st March 2023
LONG TERM INVESTMENTS		
1. Government securities and Government guaranteed bonds including Treasury Bills	55,95,367	69,59,256
2. Other Approved Securities	5,69,366	7,30,114
3. Other Investments		
(a) Shares		
i) Equity	2,45,36,617	60,79,517
ii) Preference	-	-
(b) Mutual Funds	-	-
(c) Debentures/ Bonds	7,53,449	9,57,306
(d) Investment Property-Real Estate	13,26,347	30,650
(e) Other Securities		
i) AIF - Alternative Investment Funds	7,52,923	3,51,280
4. Investments in Infrastructure and Housing	66,84,544	83,10,237
Sub-Total	4,02,18,613	2,34,18,360
SHORT TERM INVESTMENTS		
1. Government securities and Government guaranteed bonds including Treasury Bills	-	35,965
2. Other Approved Securities	-	1,46,372
3. Other Investments		
(a) Shares		
i) Equity	-	-
ii) Preference	-	-
(b) Mutual Funds	-	-
(c) Debentures/ Bonds	9,50,000	-
(d) Other Securities		
i) Fixed Deposits	-	-
ii) Certificate of Deposits	14,79,593	2,47,006
iii) AIF - Alternative Investment Funds	43,386	86,231
iv) Reverse Repo in Government securities	-	24,99,919
4. Investments in Infrastructure and Housing	1,00,352	-
Sub-Total	25,73,331	30,15,493
TOTAL	4,27,91,944	2,64,33,853

1. Requirements under Section 7 of Insurance Act, 1938 - As per IRDAI Notification No. IRDAI/F&I /CIR/INV/093/04/2015 dated 30th April 2015, the requirements in relation to Section 7 of Insurance Act, 1938 has been dispensed with.

2. Aggregate book value of Investments (other than listed equity and derivative instruments) is Rs.1,51,49,739 thousands (previous year Rs.1,93,22,920 thousands)

3. Aggregate market value of Investments (other than listed equity and derivative instruments) is Rs.1,53,52,635 thousands (previous year Rs.1,90,31,428 thousands)



SBI General Insurance Company Limited

Registration No.:144 dated 15th December 2009

Schedules Annexed to and forming part of Balance Sheet as at 31st March, 2024

Schedule - 8A : Investments- Policyholders

₹ in Thousands

Particulars	As at 31st March 2024	As at 31st March 2023
LONG TERM INVESTMENTS		
1. Government securities and Government guaranteed bonds including Treasury Bills	3,22,57,982	2,76,68,329
2. Other Approved Securities	2,16,81,559	1,67,08,640
3. Other Investments		
(a) Shares		
i) Equity	-	-
ii) Preference	-	-
(b) Mutual Funds	-	-
(c) Debentures/ Bonds	2,92,06,146	1,65,33,118
(d) Investment Property-Real Estate	-	-
(e) Other Securities	-	-
4. Investments in Infrastructure and Housing	3,28,96,710	2,78,27,586
Sub-Total	11,60,42,397	8,87,37,673
SHORT TERM INVESTMENTS		
1. Government securities and Government guaranteed bonds including Treasury Bills	-	9,569
2. Other Approved Securities	2,50,797	17,38,820
3. Other Investments		
(a) Shares		
i) Equity	-	-
ii) Preference	-	-
(b) Mutual Funds	35,13,896	-
(c) Debentures/ Bonds	18,52,026	47,51,443
(d) Other Securities		
i) Certificate of Deposits	52,04,389	31,83,332
ii) Commercial Papers	27,33,156	9,95,234
iii) Reverse Repo in Government securities	48,59,835	23,49,892
4. Investments in Infrastructure and Housing	21,49,647	27,50,211
Sub-Total	2,05,63,746	1,57,78,501
TOTAL	13,66,06,143	10,45,16,174

1. Requirements under Section 7 of Insurance Act, 1938 - As per IRDAI Notification No. IRDAI/F&I/CIR/INV/093/04/2015 dated 30th April 2015, the requirements in relation to Section 7 of Insurance Act, 1938 has been dispensed with.

2. Aggregate book value of Investments (other than listed equity and derivative instruments) is Rs.13,65,95,247 thousands (previous year Rs.10,45,16,174 thousands)

3. Aggregate market value of Investments (other than listed equity and derivative instruments) is Rs.13,64,90,422 thousands (previous year Rs.10,32,74,786 thousands)



SBI General Insurance Company Limited

Registration No.:144 dated 15th December 2009

Schedules Annexed to and forming part of Balance Sheet as at 31st March, 2024

Schedule - 9 : Loans

₹ in Thousands

Particulars	As at 31st March 2024	As at 31st March 2023
1. SECURITY-WISE CLASSIFICATION		
Secured		
(a) On mortgage of property		
(aa) In India	-	-
(bb) Outside India	-	-
(b) On Shares, Bonds, Govt. Securities	-	-
(c) Others	-	-
Unsecured	-	-
TOTAL	-	-
2. BORROWER-WISE CLASSIFICATION		
(a) Central and State Governments	-	-
(b) Banks and Financial Institutions	-	-
(c) Subsidiaries	-	-
(d) Industrial Undertakings	-	-
(e) Others	-	-
TOTAL	-	-
3. PERFORMANCE-WISE CLASSIFICATION		
(a) Loans classified as standard		
(aa) In India	-	-
(bb) Outside India	-	-
(b) Non-performing loans less provisions		
(aa) In India	-	-
(bb) Outside India	-	-
TOTAL	-	-
4. MATURITY-WISE CLASSIFICATION		
(a) Short Term	-	-
(b) Long Term	-	-
TOTAL	-	-



SBI General Insurance Company Limited

Registration No.:144 dated 15th December 2009

Schedules Annexed to and forming part of Balance Sheet as at 31st March, 2024

Schedule - 10 : Net Fixed Assets

₹ in Thousands

Particular	Cost/ Gross Block				Depreciation				Net Block
	Opening	Additions during the period ended	Deductions/ adjustments during the period ended	As at 31st March, 2024	Up to Last Year	For the period ended	On Sales/ Adjustments	As at 31st March, 2024	As at 31st March, 2024
Goodwill	-	-	-	-	-	-	-	-	-
Intangibles (Software)	40,89,411 (35,21,530)	8,51,216 (5,67,889)	- (10)	49,40,627 (40,89,409)	32,54,096 (27,79,020)	5,54,463 (4,75,085)	- (10)	38,08,559 (32,54,095)	11,32,068 (8,35,314)
Land-Freehold	-	-	-	-	-	-	-	-	-
Leasehold Improvements	5,78,718 (5,08,174)	79,975 (73,426)	1,840 (2,881)	6,56,853 (5,78,719)	4,47,440 (3,95,843)	53,593 (54,436)	1,840 (2,839)	4,99,193 (4,47,440)	1,57,660 (1,31,279)
Buildings	10,49,537 (10,43,383)	- (6,154)	- (10,49,537)	10,49,537 (10,49,537)	26,878 (9,442)	17,540 (17,436)	-	44,418 (26,878)	10,05,119 (10,22,659)
Furniture & Fittings	2,00,198 (1,82,568)	20,835 (20,782)	5,816 (3,153)	2,15,217 (2,00,197)	1,57,977 (1,29,355)	29,905 (31,623)	5,649 (3,003)	1,82,233 (1,57,975)	32,984 (42,222)
Information Technology Equipment	13,93,486 (13,19,050)	1,24,599 (1,07,176)	76,409 (32,741)	14,41,676 (13,93,485)	12,21,756 (11,26,070)	1,20,528 (1,28,067)	76,219 (32,379)	12,66,065 (12,21,758)	1,75,611 (1,71,727)
Vehicles	2,168 (2,168)	- 1,641	- 1,641	2,168 (2,168)	2,168 (2,168)	-	-	2,168 (2,168)	-
Office Equipment	3,29,976 (3,06,100)	47,799 (34,772)	13,178 (10,892)	3,64,597 (3,29,980)	2,47,959 (2,10,926)	57,654 (47,843)	13,174 (10,809)	2,92,439 (2,47,960)	72,158 (82,020)
Others	-	-	-	-	-	-	-	-	-
TOTAL	76,43,494 (68,82,973)	11,24,424 (8,11,840)	97,243 (51,318)	86,70,675 (76,43,495)	53,58,274 (46,52,824)	8,33,683 (7,54,490)	96,882 (49,040)	60,95,075 (53,58,274)	25,75,600 (22,85,221)
Work in progress	2,83,299 (28,821)	1,29,870 (2,75,033)	2,69,667 (20,556)	1,43,502 (2,83,298)	-	-	-	-	1,43,502 (2,83,298)
Grand Total	79,26,793 (69,11,794)	12,54,294 (10,86,873)	3,66,910 (71,874)	88,14,177 (79,26,793)	53,58,274 (46,52,824)	8,33,683 (7,54,490)	96,882 (49,040)	60,95,075 (53,58,274)	27,19,102 (25,68,519)

(Figures in bracket pertains to Previous Year)



SBI General Insurance Company Limited

Registration No.:144 dated 15th December 2009

Schedules Annexed to and forming part of Balance Sheet as at 31st March, 2024

Schedule - 11 : Cash and Bank Balances

₹ in Thousands

Particulars	As at 31st March 2024	As at 31st March 2023
1. Cash (including cheques, drafts and stamps)	1,30,546	75,451
2. Bank Balances	-	-
(a) Deposit Accounts	-	-
(aa) Short-term (due within 12 months)	-	-
(bb) Others	2,500	3,000
(b) Current Accounts	15,67,693	12,73,861
(c) Others	-	-
3. Money at Call and Short Notice	-	-
(a) With Banks	-	-
(b) With other Institutions	-	-
4. Others	-	-
TOTAL	17,00,739	13,52,312
Balances with non-scheduled banks included in 2 and 3 above		
Cash and Bank Balances		
In India	17,00,739	13,52,312
Outside India	-	-
TOTAL	17,00,739	13,52,312

Schedule - 12 : Advances and Other Assets

₹ in Thousands

Particulars	As at 31st March 2024	As at 31st March 2023
ADVANCES		
1. Reserve deposits with ceding companies	-	-
2. Application money for investments	-	-
3. Prepayments	2,90,276	2,08,440
4. Advances to Directors/Officers	-	-
5. Advance tax paid and taxes deducted at source (Net of provision for taxation)	31,589	5,472
6. Security Deposits	1,30,525	1,15,765
7. Others	-	-
(a) Advances to Vendors and other parties	1,11,334	1,26,442
(b) Statutory Deposit towards filing Appeal	2,34,169	1,08,225
(c) Advances to Employees	11,412	2,296
TOTAL (A)	8,09,305	5,66,640
OTHER ASSETS		
1. Income accrued on investments	33,72,057	28,26,892
2. Outstanding Premiums	77,18,384	1,21,42,560
Less : Provision for doubtful debts receivable	(2,94,615)	(2,99,192)
3. Agents' Balances	5,828	1,515
4. Foreign Agencies Balances	-	-
5. Due from other entities carrying on insurance business (including reinsurers)	27,59,614	9,72,283
6. Due from subsidiaries/ holding	-	-
7. Deposit with Reserve Bank of India	-	-
[Pursuant to section 7 of Insurance Act, 1938]		
8. Others	-	-
(a) Income Accrued on Deposits with Bank	459	357
(b) Asset held for unclaimed amount of policyholders	1,00,000	1,20,000
Add : Investment income accrued on unclaimed amount	3,320	3,521
(c) GST incl service tax (net)	-	12,60,921
(d) Contracts For Sale of Securities	-	1,12,829
(e) Amount receivable on redemption of Debenture	-	-
(f) Advances on CSR projects	-	3,286
(g) Margin money against Equity trades	-	-
TOTAL (B)	1,36,65,047	1,71,44,972
TOTAL (A+B)	1,44,74,352	1,77,11,612



SBI General Insurance Company Limited

Registration No.:144 dated 15th December 2009

Schedules Annexed to and forming part of Balance Sheet as at 31st March, 2024

Schedule - 13 : Current Liabilities

₹ in Thousands

Particulars	As at 31st March 2024	As at 31st March 2023
1. Agents' Balances	29,34,573	9,21,268
2. Balances due to other insurance companies	94,07,950	1,67,92,613
3. Deposits held on re-insurance ceded	4,28,719	-
4. Premiums received in advance	67,99,076	53,42,727
5. Unallocated Premium	29,88,920	30,32,930
6. Sundry Creditors	4,32,813	5,03,631
7. Due to subsidiaries/ holding company	56,698	69,168
8. Claims Outstanding	6,81,85,384	5,33,10,178
9. Due to Officers/ Directors	-	-
10. Statutory Dues	1,94,937	1,64,968
11. GST - Liability (net)	4,65,347	-
12. Unclaimed amount of policy holders	42,844	49,356
Add : Investment income accruing on unclaimed amount	7,258	5,976
13. Others		
(a) Contracts For Purchase of Securities	-	5,01,450
(b) Security Deposit From Others	175	1,087
(c) Salary payable	6,20,148	6,43,967
(d) Interest payable on Borrowings	57,492	-
TOTAL	9,26,22,334	8,13,39,319

Schedule - 14 : Provisions

₹ in Thousands

Particulars	As at 31st March 2024	As at 31st March 2023
1. Reserve for Unexpired Risk	5,32,29,574	3,87,34,854
2. For taxation (less advance tax paid and taxes deducted at source)	-	12,758
3. For proposed dividends	-	-
4. For dividend distribution tax	-	-
5. For Deferred Tax Liabilities	-	-
6. Employee Benefits	-	-
For Gratuity	2,023	79,147
For Leave Entitlement	73,268	71,794
For Long Term Performance pay	54,228	39,056
7. Others - Provision of Expenses	8,95,818	17,91,213
TOTAL	5,42,54,911	4,07,28,822

Schedule - 15 : Miscellaneous Expenditure

(to the extent not written off or adjusted)

₹ in Thousands

Particulars	As at 31st March 2024	As at 31st March 2023
1. Discount Allowed in issue of shares/ debentures	-	-
2. Others	-	-
TOTAL	-	-

